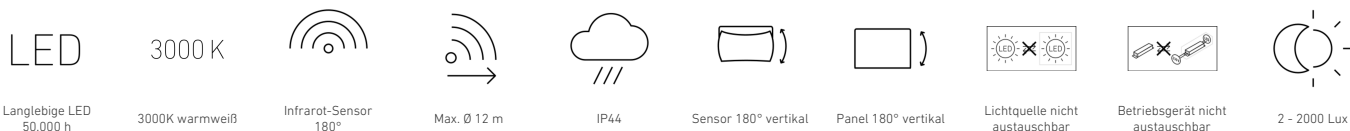


Sensor-switched LED floodlight

XLED ONE S

white
EAN 4007841 065256
Article number 065256



Function description

Advanced, long-lasting and effective lighting and sensor technology. XLED ONE S wall and ceiling spot with infrared sensor (12 m reach). LED panel tilts through 180°. Warm-white light: (3000 K) and 2050 lm guarantee perfect illumination. With powerful reflector and low 18,6 W consumption. Extra long-life LEDs (30 years). Time setting: 8 s to 35 min. Twilight setting: 2 to 2000 lux.

Technical specifications

Dimensions (L x W x H)	202 x 229 x 195 mm
With lamp	Yes, STEINEL LED system
With motion detector	Yes
Manufacturer's Warranty	3 years
Settings via	Potentiometers
Version	white
PU1, EAN	4007841065256
Application, place	Outdoors
Application, room	outdoors, all round the building, courtyard & driveway
Installation site	wall, ceiling
Installation	Wall, Ceiling, Surface wiring
Impact resistance	IK03
IP-rating	IP44
Protection class	I
Ambient temperature	-20 – 40 °C
Housing material	Aluminium

Mechanical scalability	No
Reach, radial	r = 3 m (14 m ²)
Reach, tangential	r = 12 m (226 m ²)
Photo-cell controller	Yes
Luminous flux total product	2050 lm
Measured luminous flux (360°)	2050 lm
Total product efficiency	110 lm/W
Colour temperature	3000 K
Colour variation LED	SDCM6
Lamp	LED cannot be replaced
LED life expectancy (max. °C)	50000 h
Service life LED L70B50 (25°)	> 36000 h
Drop in luminous flux in accordance with LM80	L70B10
LED cooling system	Passive Thermo Control
Twilight setting	2 – 2000 lx
Time setting	8 s – 35 Min.

<https://www.steinell.de>

Subject to technical modifications

04.2024 Page 1 from 3

Sensor-switched LED floodlight

XLED ONE S

white

EAN 4007841 065256

Article number 065256



Technical specifications

Cover material	Glass transparent
Mains power supply	220 – 240 V / 50 – 60 Hz
Mounting height max.	3,00 m
Sneak-by guard	No
Capability of masking out individual segments	Yes
Electronic scalability	No

Basic light level function	No
Output	18,6 W
Colour Rendering Index CRI	= 80
Optimum mounting height	2 m
Detection angle	180 °

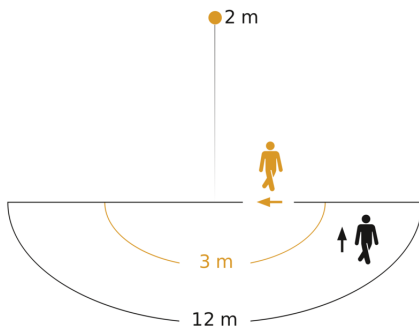
Sensor-switched LED floodlight

XLED ONE S

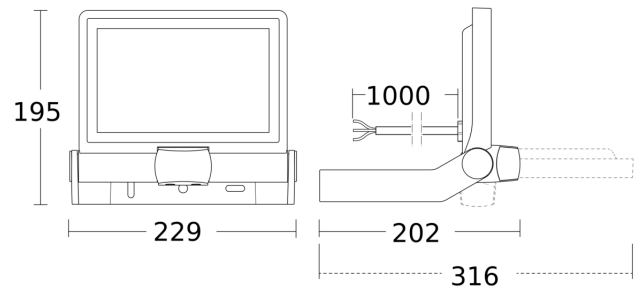
white
EAN 4007841 065256
Article number 065256



Detection Zone



Dimension Drawing



Possible mounting height: 1,80 m - 3,00 m
Orange: radial
Black: tangential

Circuit diagram

